

RUCKUS™ Analytics

Robust reporting, informative dashboards and machine-learning-powered analytics for RUCKUS enterprise networks

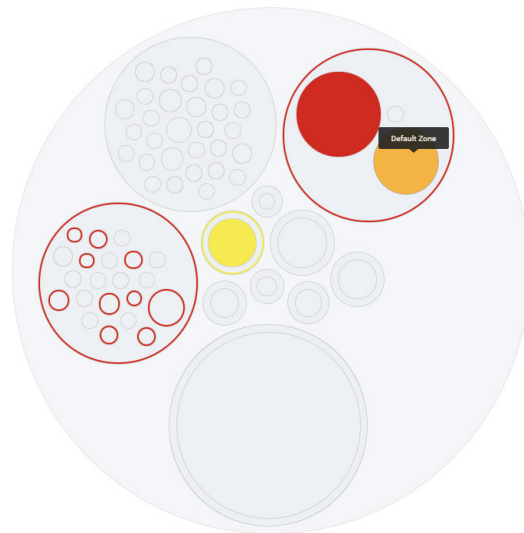


BENEFITS

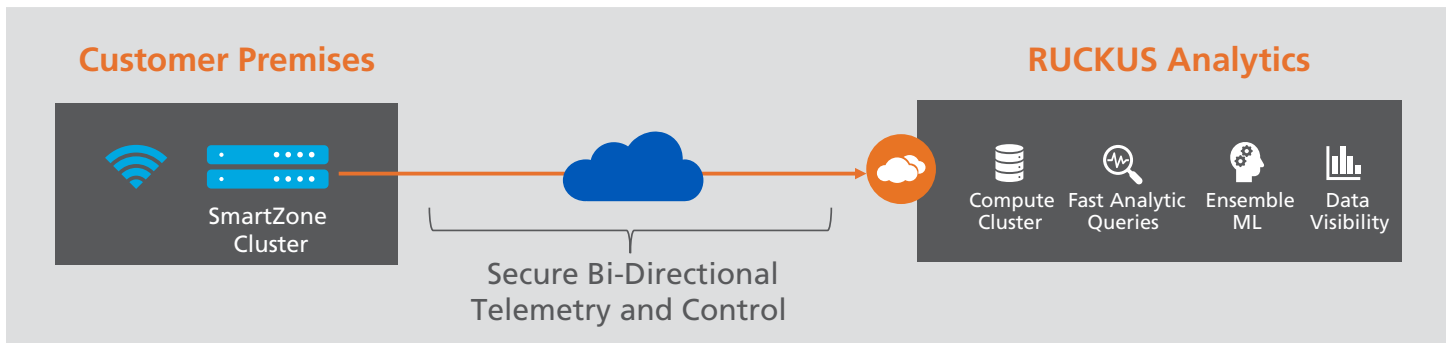
- Delivers comprehensive network intelligence powered by machine learning
- Helps you meet your network SLAs
- Accelerates client and network troubleshooting for faster resolution of service issues
- Gives you the power to drill down from summary views to the most granular detail
- Scales to fit the largest deployments, with effortless capacity expansion

IT teams often lack the tools to ensure required network service levels in an environment of ever-increasing user connectivity demands and network complexity. Helpdesk tickets from user connectivity issues pile up while IT struggles to glean insight from network data. When service issues affect user experience, IT often lacks a way to identify root causes and define a course of action to fix the problem.

RUCKUS Analytics from CommScope is a cloud service that delivers robust reporting, informative dashboards and machine-learning-powered analytics for your RUCKUS network. The service aggregates raw data and automatically transforms it into meaningful insight into network operations. Machine-learning-powered analytics free you from manually reviewing network data and let you focus on other projects. Comprehensive network intelligence helps you to deliver on network service level agreements in support of users, devices and applications.



This detail from the main dashboard shows a circle packing chart. It provides a graphical representation of the network hierarchy, with color coding that indicates where network incidents have occurred. You can easily zoom in for a closer view by double clicking on an area of the chart.



The service scales to support the largest deployments, expanding capacity transparently to meet your requirements. RUCKUS Analytics supports SmartZone™ 5.1.2 and higher.

RUCKUS Analytics has an industry-unique combination of attributes:

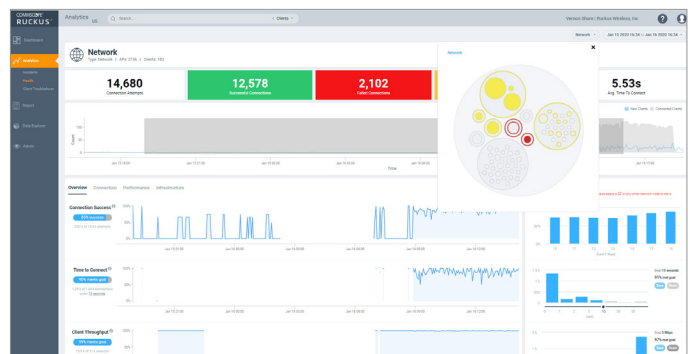
- Automated data baselining and machine-learning-driven insights
- Health and SLA monitoring
- Powerful, holistic troubleshooting
- Automatic classification of incident severity
- No requirement for an on-site data collector or overlay sensors
- Granular access to raw data with deep exploration and custom dashboards
- 12 months of storage with flexible data reporting

Streaming Telemetry with a Modern Data Stack for Advanced Analytics

RUCKUS Analytics is designed for the unique data profile generated by network devices. On-premises controllers securely connect to the cloud and stream lightweight health KPIs and telemetry. The high-performance data stack ingests and processes the data to serve as the basis for queries, reports and baseline metrics.

Network Health Monitoring

The service lets you easily monitor network health, with an overview tab that provides a high-level summary view. Select other health monitoring tabs to view metrics in specific health categories: connection, performance and infrastructure. Network health monitoring gives you instant visibility into metrics like AP service uptime, time to connect, connection success rate, client throughput and more. You define the service levels that you want to measure against. For example, you might want to set the “time to connect” goal at five seconds—RUCKUS Analytics will tell you what percentage of the time the network meets that goal. The service lets you not only monitor—but also readily demonstrate to others in your organization—performance to SLAs.



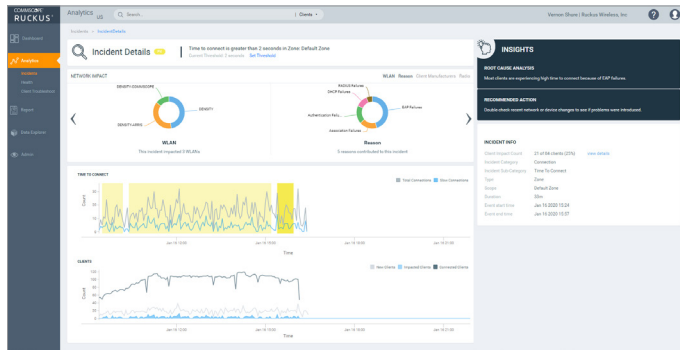
Network health monitoring automatically tracks how your network is performing relative to SLA thresholds that you set across a variety of measures in three categories: connection, performance and infrastructure.

Incident Analytics Powered by Machine Learning

RUCKUS Analytics enables machine-assisted proactive networking for your RUCKUS deployment. It automatically establishes a normal range of behavior for each network element, without requiring any input from IT. Then it uses machine learning to automatically identify service incidents related to connectivity, performance and infrastructure that affect user experience. IT administrators can view incidents by type, severity and impact.

The system provides details for each incident including:

- Root cause and recommended action
- Affected areas (client operating system types, access point models, firmware versions, WLANs and more)
- Other impact details, including severity, client impact and duration
- List of impacted clients
- Presentation of the underlying data that drives the incident



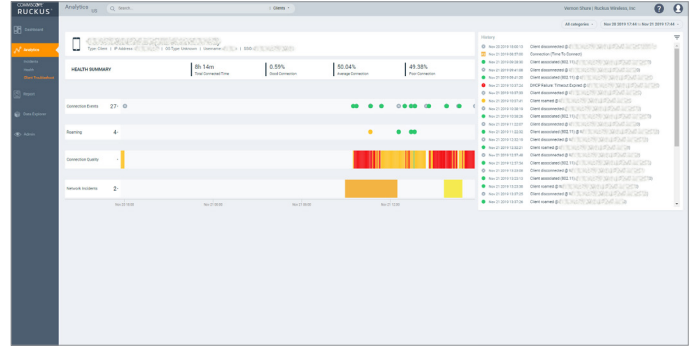
RUCKUS Analytics provides a root cause analysis of each service incident with specific recommendations for how to resolve the issue.

Powerful Client Troubleshooting

With simple and flexible search and a holistic client troubleshooting page, RUCKUS Analytics gives you a complete picture of client experience for easy connectivity and user experience diagnostics, including:

- Successful, slow and failed connections
- Disconnect events
- Roaming events and failed roams

- Connection quality (RSSI, MCS, client throughput)
- Network incidents affecting users, with links to see incident details



Advanced client troubleshooting lets you investigate and resolve issues that have impacted a specific client on the network.

Prepackaged Reports and Dashboards

A wide variety of standardized reports provides visibility into network performance, traffic patterns, application usage and more. Summary views provide high-level information, and you can drill down to the level of individual network components and devices. Examples of standardized reports include:

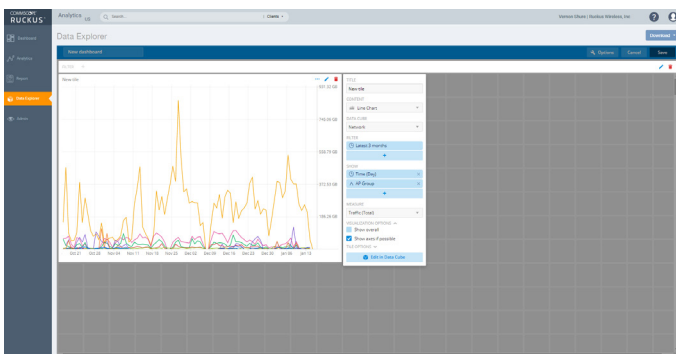
- Network—traffic and client trends, top devices, top SSIDs, traffic distribution and more
- Client—reports by OS and device manufacturer, top clients by usage, client trends, session details and more
- Inventory—AP, switch and controller count, models, firmware, status, and more
- Application—top apps and their usage trends, top app groups and usage, top ports and more
- Device-specific reports—complete visibility and usage reports for clients, APs and switches

The service lets you download reports as raw data, a PDF file or a CSV file. Forward the results to stakeholders inside or outside the organization.

Customizable Dashboards with Data Explorer

The RUCKUS Analytics Data Explorer tool lets you create customized dashboards to dissect and analyze data from your network ecosystem. Drag-and-drop dashboard creation makes it easy to design views tailored to your needs. You can easily position and reposition dashboard tiles, edit tiles at will, and toggle between different views.

Analyze and filter data by dozens of dimensions—including time, device type, traffic type, application, AP group, controller, access point, band, SSID and more. Use multiple visualization methods to view your data, including pivot tables, line charts, bar charts, sunbursts, sankey diagrams, stacked charts and heat maps. Data Explorer puts your full data warehouse at your fingertips so that you can answer any number of network questions.



The Data Explorer tool in RUCKUS Analytics lets you create custom dashboards with drag-and-drop ease.

Cloud Deployment for Scalability and Expandability

As a hosted service, RUCKUS Analytics relieves you of the burden of managing an in-house network analytics platform. Because the system stores data in the cloud, capacity is virtually limitless and expands instantly as your network environment generates more data. You don't have to worry about running out of capacity, forecasting disk utilization or figuring out when to add resources. RUCKUS Analytics does that for you transparently using containers and microservice orchestration. The software does not require an on-site data collector.

COMMSCOPE®

commscope.com

Visit our website or contact your local CommScope representative for more information.

© 2020 CommScope, Inc. All rights reserved.

Unless otherwise noted, all trademarks identified by © or ™ are registered trademarks, respectively, of CommScope, Inc. This document is for planning purposes only and is not intended to modify or supplement any specifications or warranties relating to CommScope products or services. CommScope is committed to the highest standards of business integrity and environmental sustainability with a number of CommScope's facilities across the globe certified in accordance with international standards, including ISO 9001, TL 9000, and ISO 14001. Further information regarding CommScope's commitment can be found at www.commscope.com/About-Us/Corporate-Responsibility-and-Sustainability.

PA-114203-EN (01/20)